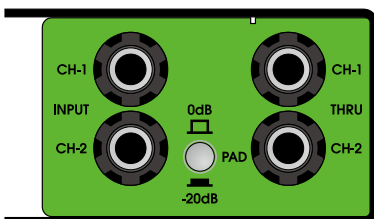




PRO TWO

PRO SERIES AUDIO INTERFACE
DUAL PASSIVE DIRECT BOX
DESIGN & MADE IN TAIWAN



Index

- GENERAL PRECAUTION BEFORE USE
- PRODUCT OVERVIEW
- CAUTION
- PARAMETER TEST CONDITIONS
- FEATURES
- APPLICATIONS
- APPEARANCE PARTS & FUNCTIONS
- INPUT PAD ATTENUATION
- ELIMINATING GROUND LOOP NOISE
- CONNECTION GUIDE
- SPECIFICATIONS

UNiKA Electronic Co., Ltd.

www.unikapro.com

6F, No.168, Xin-Hu 2nd Rd.
Nei-Hu District, Taipei City. 11494.
Taiwan, R.O.C.

☎ +886 2 27933017

☎ +886 2 27928264

✉ info@unikapro.com

GENERAL PRECAUTION BEFORE USE

Thank you for purchasing the UNiKA PRO SERIES AUDIO INTERFACE. Before using, please read this manual carefully and pay attention to every detail that you must pay attention to. If you use a mixer to connect to this interface, please turn off the mixer power and +48V phantom power before connecting, and then turn on the power and phantom power after inserting the signal cables. For passive models, please do not turn on the phantom power to avoid leakage or damage the equipment.

If using a model with a volume knob, turn the volume knob to the minimum. During use, please do not plug or unplug the wires arbitrarily to avoid signal loss. Please refer to the following instructions for the soldering method of the plugs to ensure the expected level and keep the signal smooth.

If you need further installation or operation guidance, please directly contact UNiKA's dealer or distributor, or write to the following mail address for help:

✉ info@unikapro.com

PRODUCT OVERVIEW

PRO TWO is a passive dual-channel DI box. No need to install battery or provide phantom power to make it work.

PRO TWO has a pair of built-in UNiKA-PRO™ EI9AE3R3 1.25:1 isolation transformers, which has a special copper foil layer and a dedicated ground layer, which allows this device to restore high signal/noise ratio and dynamic sound, and can avoid unnecessary leakage caused by radio frequency interference, ground interference and potential difference.

PRO TWO is particularly suitable for electronic musical instruments, recording studios and fixed installation projects that do not use mixers. It converts high-impedance signals into low-impedance balanced signals, which facilitates extending the wiring distance and blocking interference.

The PRO TWO uses a pair of TRS socket on the input, and a pair of TRS through out are convenient for musician to pass the direct signal to the instrument amplifier. In addition, it is equipped with a 0/-20dB attenuation switch, which is suitable for various types of audio signals with high and low impedance. The output terminal is also equipped with a GND/LIFT button to quickly eliminate ground noise.

CAUTION

This product has undergone rigorous inspection before leaving the factory. If customers encounter failures during use, please contact your local dealer or distributor for replacement or repairing, do not disassemble the case or replace parts by yourself, which will invalidate the warranty.

For details, please refer to the warranty regulations in the enclosed warranty card, and fill in the details, and get a valid stamp or signature of the dealer or distributor.

PARAMETER TEST CONDITIONS

In the development and manufacturing, Audio Precision's 2700 series and 500 series are used to test and verify electric processal characteristics.

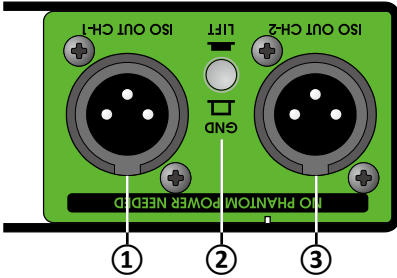
FEATURES

- Built-in UNiKA-PRO™ EI9AE3R3 1.25:1 isolation transformer for each channel
- The input socket uses a pair of TRS jacks
- Use a pair of TRS jacks as through out terminal
- There is 0dB/-20dB input signal attenuation switch
- The output is equipped with a GND/LIFT switch

APPLICATIONS

- Convert unbalanced signals of various audio equipment into balanced signals, such as the headphone or line output of computers, play deck or mobile devices.
- Convert the unbalanced signal of the electronic musical instrument into a balanced signal and send it to the mixer.
- Isolate the leakage and hum be generated by potential when two different systems are connected but powered by separate power system or power generator.

APPEARANCE PARTS & FUNCTIONS



- ① **CH-1 signal output:** XLR terminal, isolated balanced output of the Transformer.
- ② **Output grounding/floating switch:** when the switch is not pressed, the first pin (PIN-1) of XLR is grounded. PIN-1 will be disconnected from ground after pressing. This button should depend on the system.

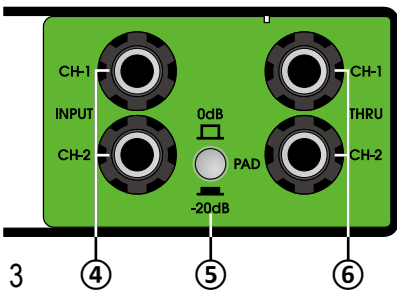
Used in the situation, in order to isolate the ground loop noise or leakage.



- ③ **CH-2 signal output:** XLR terminal, isolated balanced output of the Transformer.
- ④ **CH-1/CH-2 Signal input:** A pair of 6.35mm TRS sockets, can input balanced or unbalanced LINE signal.
- ⑤ **PAD input attenuation switch:** Provide 0/-20dB two options, when inputting signals of various impedances and levels.

It can be attenuated by 20dB to avoid overload or clipping.

- ⑥ **CH-1/CH-2 signal through out:** Convenient for musicians musical instrument speakers or other DI and peripheral equipment.

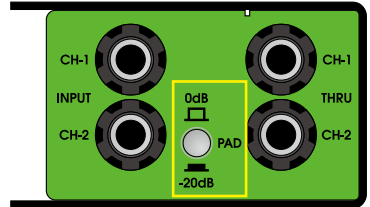


- 3
- ④
- ⑤
- ⑥

INPUT PAD ATTENUATION

The most widely used DI box is to connect electronic musical instruments, sound source of A/V equipment and computers, convert their output signals into balanced signals, and then extend the transmission distance.


The most ideal state is to set the attenuator to 0dB position (button up). For some high-level output signals, you can press the button to make the signal is attenuated by 20dB to avoid clipping caused by signal overload.



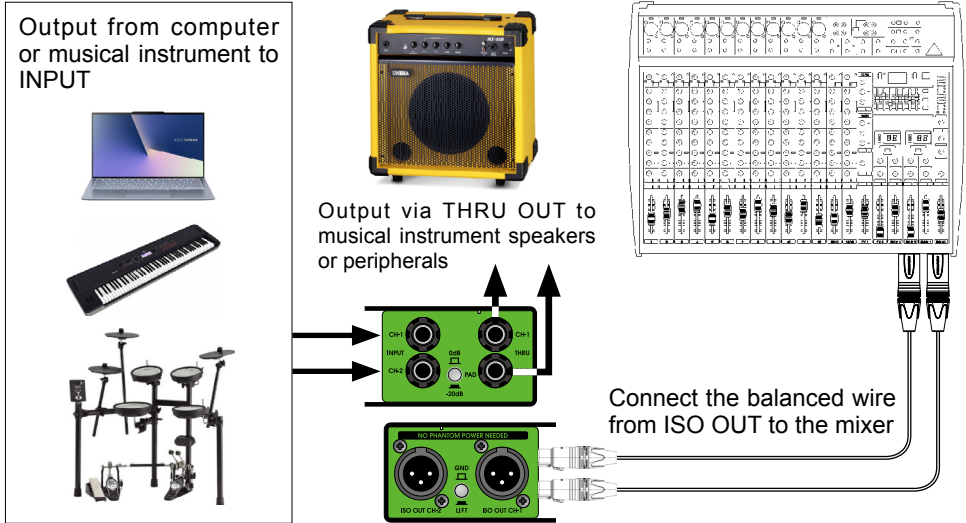
ELIMINATING GROUND LOOP NOISE

The built-in channel independent balanced isolation transformer has solved the potential difference leakage problem. When the system causes a ground loop due to poor wiring, the noise can be eliminated through the GND/LIFT button.

The GND/LIFT button determines whether pin 1 of the output XLR is grounded, grounded when it bounces, and disconnected from ground when pressed.



CONNECTION GUIDE



CONNECTION GUIDE

XLR-Female connector

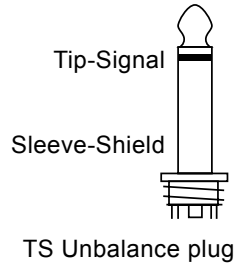
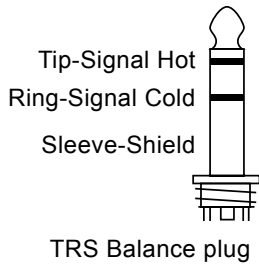


XLR-Male output jack



- 1-Shield pin
- 2-Hot pin
- 3-Cold pin

The unbalanced connection, pin-2 is hot, pin-3 is shield paralleled with pin-1.



UNiKA PRO TWO | User Manual

SPECIFICATIONS

(Specifications are subject to change without notice.)

PRO TWO	
Circuit principle	Passive/Transformer balance output
Input connector	2 x TRS
Thru connector	2 x TRS
Input pad switch	0/-20dB push button
Output connector	2 x Male XLR through ISO Transformer
Output GND/LIFT switch	Shared push button
Input impedance	1K Ω / 0dB & -20dB
Output impedance	50 Ω
Max. input level before clipping	+22dB
Max Output level	+22dB
Frequency response	20Hz-20KHz, -0.05/+0.25dB
S/N ratio @20Hz~20KHz un-weight	>120dB
T.H.D. @1KHz 0dBV output	<0.02%
Transformer Ratio	1.25:1
Chassis	1.6mm/1.2mm steel cabinet and chassis
Surface finished	Durable complex painting
Dimension (W x D x H)	78 x 124 x 46 mm
Weight	0.64kg
Shipping weight	0.67kg
Packing per carton	20pc/14.00kg
Shipping dimension per carton	305 X 283 X 195 mm